



अमृत महा आवास अभियान २०२२-२३

दैनिक प्रगती अहवाल : ३०.०३.२०२३

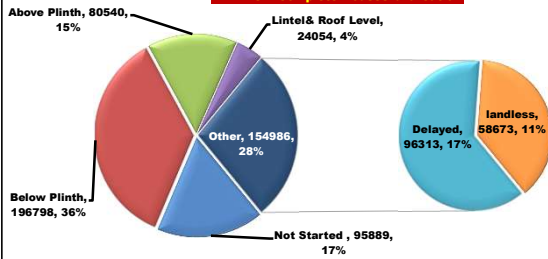
प्रधानमंत्री आवास योजना ग्रामीण – मंजूरी, पूर्ण घरकुले, हप्ते वितरण राज्य पुरस्कृत ग्रामीण आवास योजना – मंजूरी, पूर्ण घरकुले, हप्ते वितरण

योजना	एकूण मंजूरी	दैनिक मंजूरी	एकूण पूर्ण	दैनिक पूर्ण घरकुले	दैनिक पहिला हप्ता वितरित	दैनिक दुसरा हप्ता वितरित	दैनिक तिसरा हप्ता वितरित
प्रधानमंत्री आवास योजना ग्रामीण	१४१२२३८	५३	१०१५४०२	२१४७	१६१७	२७६२	२६९३
राज्य योजना	५४६४४०	३७८	३९६८५३	७००	३२१	४५८	५४८
एकूण	१९५८६७८	४३१	१४१२२५५	२८४७	१९३८	३२२०	३२४१

PMAY-G Completion Progress Bar

71.9%

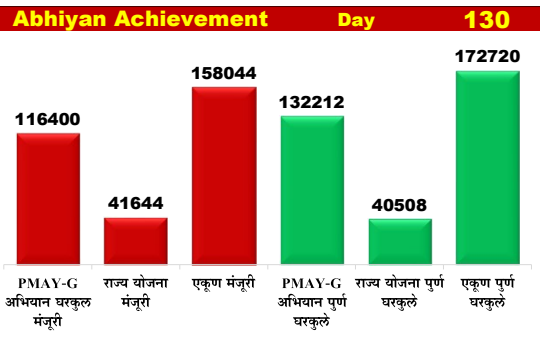
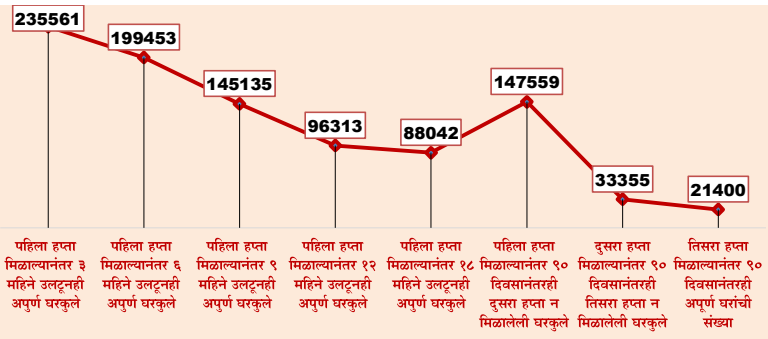
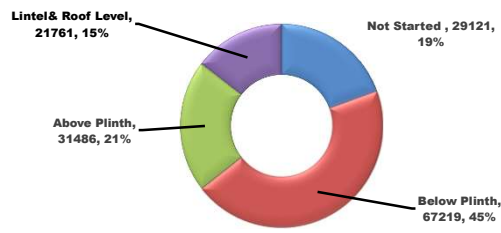
PMAY-G Incomplete Houses bifurcation



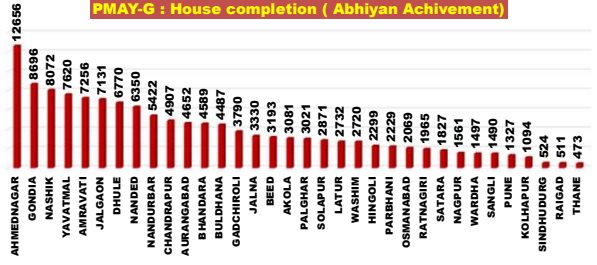
State Schemes Progress Bar

72.6%

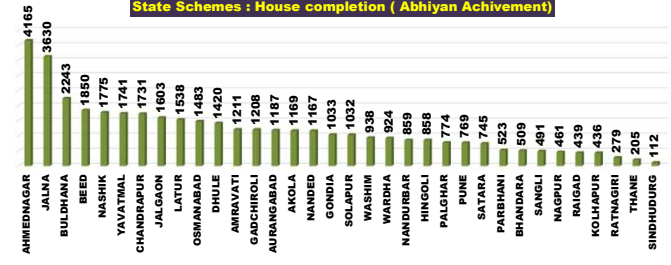
State Schemes: Incomplete Houses bifurcation



PMAY-G : House completion (Abhiyan Achievement)



State Schemes : House completion (Abhiyan Achievement)

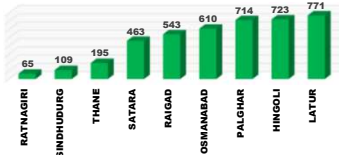


राज्य व्यवस्थापन कक्ष- ग्रामीण गृहनिर्माण

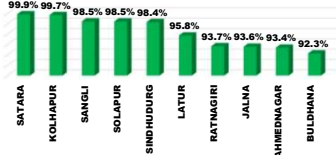
४ था मजला, दक्षिण कक्ष, सिडको भवन, सीबीडी बेलापूर, नवी मुंबई - ४०० ६१४.

Top and Bottom Ten Districts

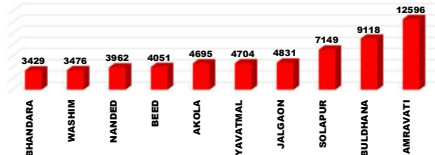
PMAY-G Delayed Houses TOP 10 Dist.



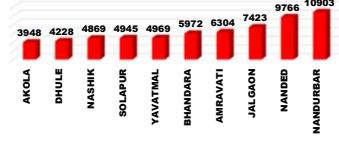
State Schemes Sanction TOP 10 Dist.



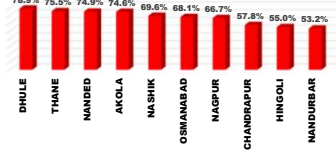
PMAY-G Remaining 1st Installments Bottom 10 Dist.



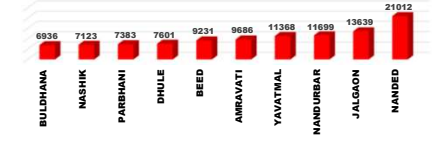
PMAY-G Delayed Houses Bottom 10 Dist.



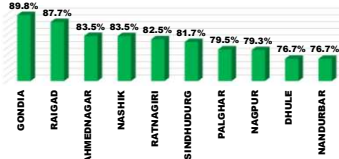
State Schemes Sanction Bottom 10 Dist.



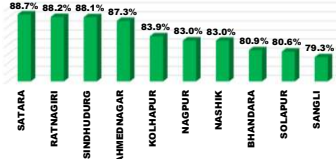
PMAY-G Remaining 2nd Installments Bottom 10 Dist.



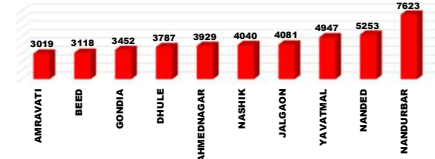
PMAY-G Completion TOP 10 Dist.



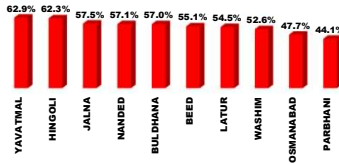
State Schemes Completion TOP 10 Dist.



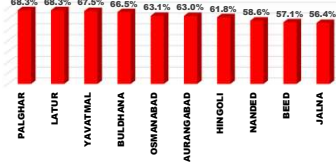
PMAY-G Remaining 3rd Installments Bottom 10 Dist.



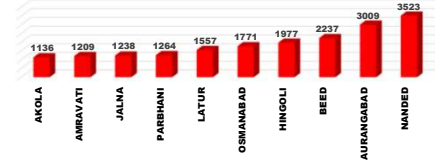
PMAY-G Completion Bottom 10 Dist.



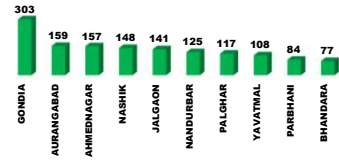
State Schemes Completion Bottom 10 Dist.



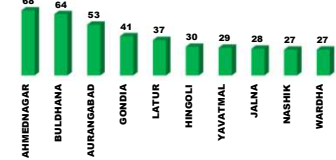
State Schemes Remaining 1st Installments Bottom 10 Dist.



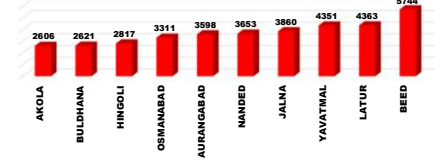
PMAY-G Daily Completion Top 10 Dist.



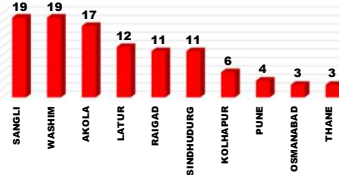
State Schemes Daily Completion Top 10 Dist.



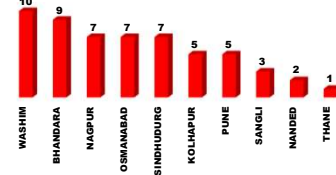
State Schemes Remaining 2nd Installments Bottom 10 Dist.



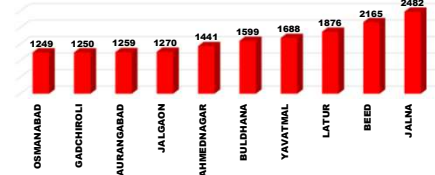
PMAY-G Daily Completion Bottom 10 Dist.



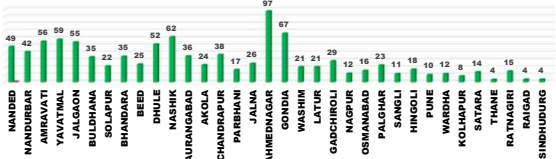
State Schemes Daily Completion Bottom 10 Dist.



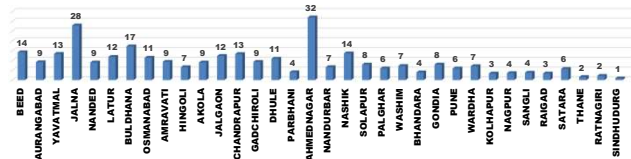
State Schemes Remaining 3rd Installments Bottom 10 Dist.



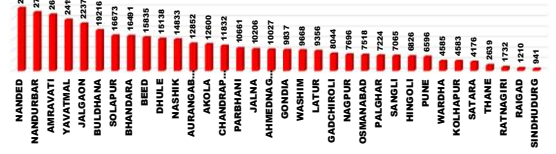
PMAY-G : Current Pace of Completion Per Day (Abhiyan)



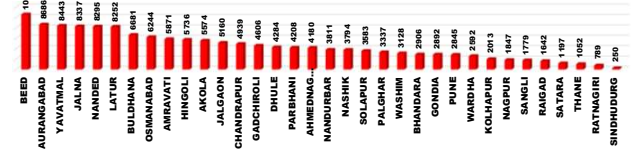
State Schemes : Current Pace of Completion Per Day (Abhiyan)



PMAY-G Required Pace of Completion Per Day



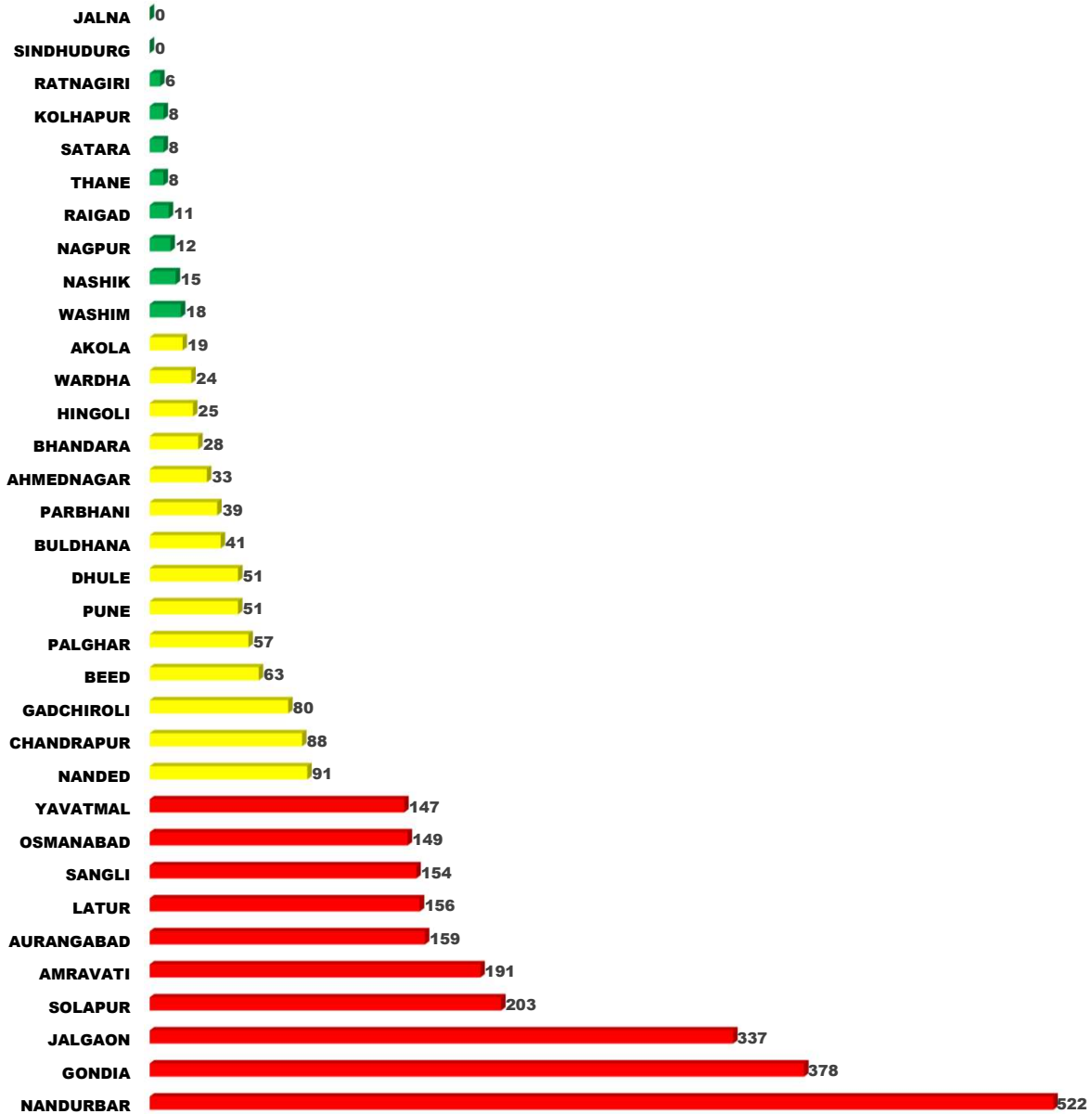
State Schemes Required Pace of Completion Per Day



प्रधानमंत्री आवास योजना ग्रामीण - मंजूरी (PWL+Awaas Plus)

Sr. No.	Division	Target (PWL+Awaas Plus)	29.03.2023	30.03.2023	Daily_Achievement	Remaining
1	NASHIK DIV.	414665	413679	413707	31	958
2	NAGPUR DIV.	292263	291664	291653	17	610
3	AMRAVATI DIV.	275056	274667	274640	4	416
4	AURANGABAD DIV.	238148	237530	237466	1	682
5	KONKAN DIV.	69730	69653	69648	0	82
6	PUNE DIV.	125548	125158	125124	0	424
	Total	1415410	1412351	1412238	53	3172

PMAY-G Remaining Sanction

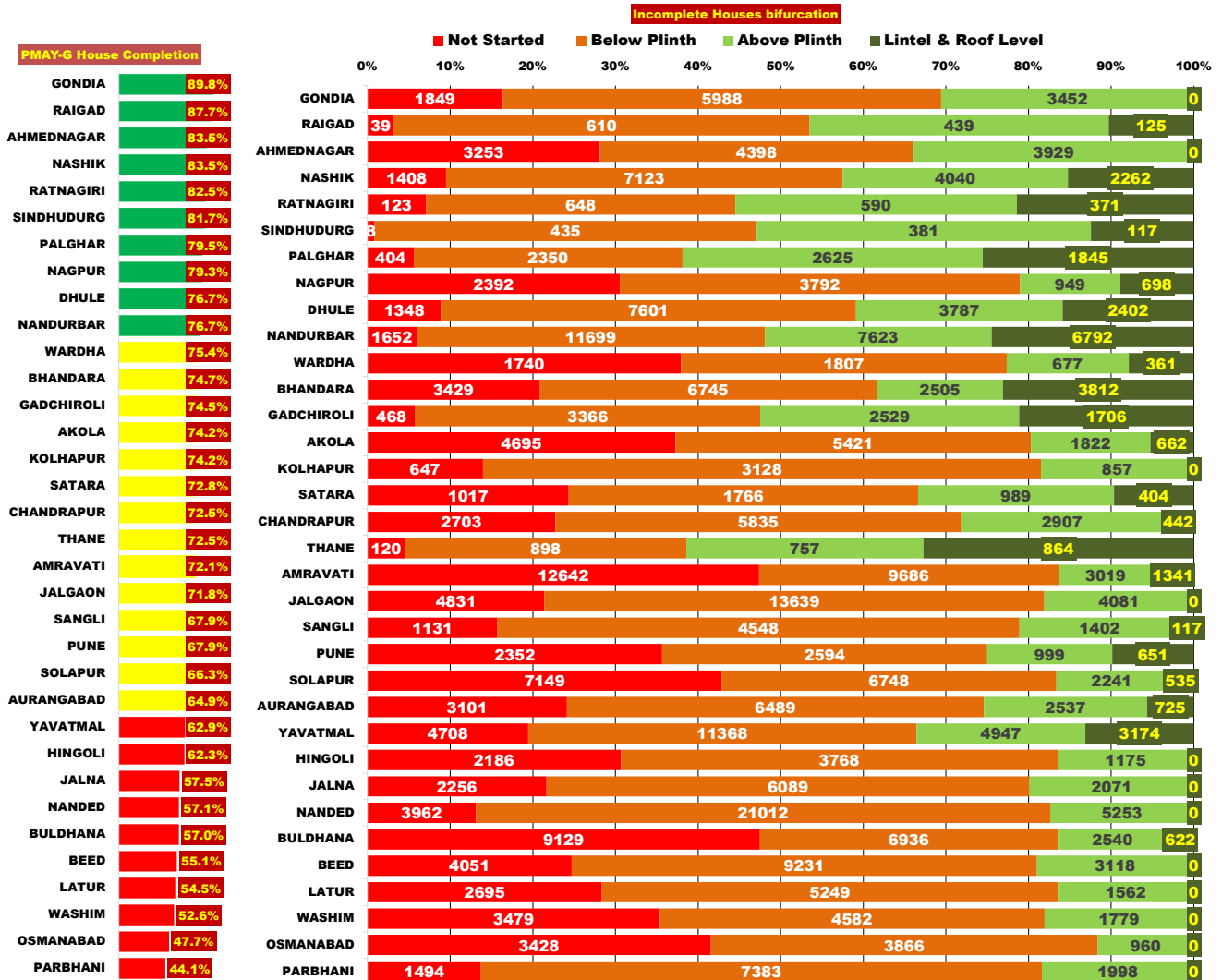


प्रधानमंत्री आवास योजना ग्रामीण - मंजूरी (PWL+Awaas Plus)

Sr. No.	District	Target (PWL+Awaas Plus)	29.03.2023	30.03.2023	Daily_Achievement	Remaining
1	GADCHIROLI	31681	31589	31601	12	80
2	NANDURBAR	119440	118906	118918	12	522
3	DHULE	64954	64893	64903	10	51
4	JALGAON	79764	79420	79427	7	337
5	BHANDARA	65120	65087	65092	5	28
6	WASHIM	20412	20391	20394	3	18
7	NASHIK	89711	89694	89696	2	15
8	AKOLA	48797	48777	48778	1	19
9	OSMANABAD	14516	14366	14367	1	149
10	AURANGABAD	36795	36636	36636	0	159
11	BEED	35319	35256	35256	0	63
12	BULDHANA	44765	44724	44724	0	41
13	HINGOLI	18108	18083	18083	0	25
14	JALNA	24042	24042	24042	0	0
15	KOLHAPUR	17747	17739	17739	0	8
16	NANDED	69548	69457	69457	0	91
17	PALGHAR	35233	35176	35176	0	57
18	SINDHUDURG	5142	5142	5142	0	0
19	SOLAPUR	49655	49452	49452	0	203
20	THANE	9606	9598	9598	0	8
21	WARDHA	18645	18621	18621	0	24
22	CHANDRAPUR	43166	43079	43078	-1	88
23	RAIGAD	9842	9832	9831	-1	11
24	AHMEDNAGAR	60796	60766	60763	-3	33
25	SANGLI	22176	22025	22022	-3	154
26	RATNAGIRI	9907	9905	9901	-4	6
27	AMRAVATI	95714	95532	95523	-9	191
28	GONDIA	96489	96120	96111	-9	378
29	SATARA	15386	15393	15378	-15	8
30	PARBHANI	19102	19079	19063	-16	39
31	PUNE	20584	20549	20533	-16	51
32	NAGPUR	37162	37168	37150	-18	12
33	YAVATMAL	65368	65243	65221	-22	147
34	LATUR	20718	20611	20562	-49	156
Total		1415410	1412351	1412238	53	3172

प्रधानमंत्री आवास योजना ग्रामीण - पूर्ण घरकूले

Sr. No.	Division	Sanction	29.03.2023	30.03.2023	Daily Achievement	Remaining	Avg. Completed Per Day From 20.11.22 to Today	To be Completed in Per Day till 31.03.23
1	NASHIK DIV.	413707	322952	323565	613	90142	308	90142
2	NAGPUR DIV.	291653	232626	233168	542	58485	193	58485
3	AURANGABAD DIV.	237466	134006	134415	409	103051	207	103051
4	AMRAVATI DIV.	274640	182078	182321	243	92319	194	92319
5	KONKAN DIV.	69648	55705	55902	197	13746	50	13746
6	PUNE DIV.	125124	85888	86031	143	39093	66	39093
Total		1412238	1013255	1015402	2147	396836	1017	396836



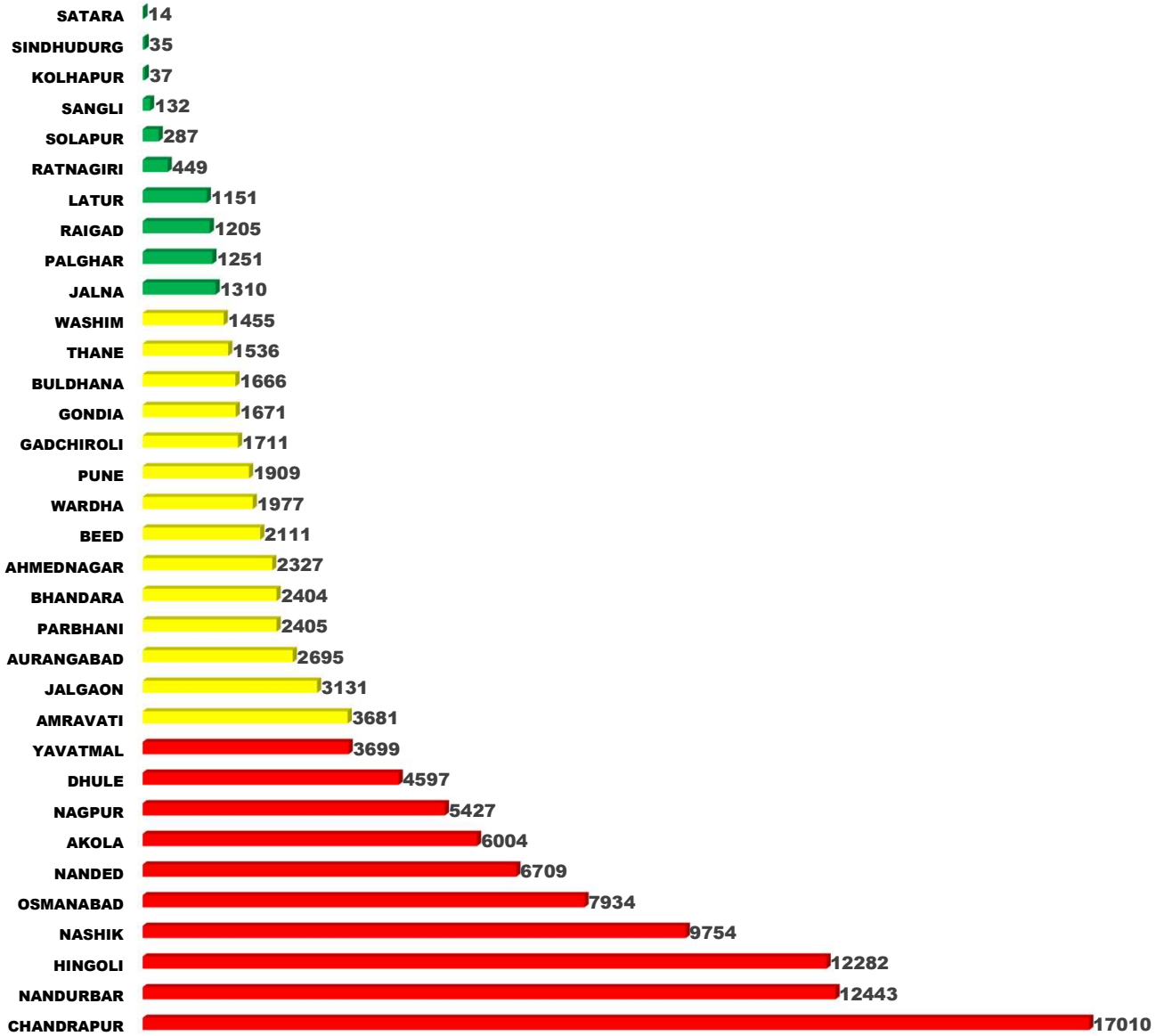
प्रधानमंत्री आवास योजना ग्रामीण - पूर्ण घरकूले

Sr. No.	District	Sanction	29.03.2023	30.03.2023	Daily Achievement	Remaining	Avg. Completed Per Day From 20.11.22 to Today	To be Completed in Per Day till 31.03.23
1	GONDIA	96111	85971	86274	303	9837	67	9837
2	AURANGABAD	36636	23625	23784	159	12852	36	12852
3	AHMEDNAGAR	60763	50579	50736	157	10027	97	10027
4	NASHIK	89696	74715	74863	148	14833	62	14833
5	JALGAON	79427	56908	57049	141	22378	55	22378
6	NANDURBAR	118918	91027	91152	125	27766	42	27766
7	PALGHAR	35176	27835	27952	117	7224	23	7224
8	YAVATMAL	65221	40920	41028	108	24193	59	24193
9	PARBHANI	19063	8318	8402	84	10661	17	10661
10	BHANDARA	65092	48524	48601	77	16491	35	16491
11	HINGOLI	18083	11192	11257	65	6826	18	6826
12	GADCHIROLI	31601	23495	23557	62	8044	29	8044
13	SATARA	15378	11140	11202	62	4176	14	4176
14	RATNAGIRI	9901	8114	8169	55	1732	15	1732
15	SOLAPUR	49452	32727	32779	52	16673	22	16673
16	BULDHANA	44724	25457	25508	51	19216	35	19216
17	AMRAVATI	95523	68833	68881	48	26642	56	26642
18	DHULE	64903	49723	49765	42	15138	52	15138
19	WARDHA	18621	13995	14036	41	4585	12	4585
20	BEED	35256	19384	19421	37	15835	25	15835
21	CHANDRAPUR	43078	31216	31246	30	11832	38	11832
22	NANDED	69457	39630	39660	30	29797	49	29797
23	NAGPUR	37150	29425	29454	29	7696	12	7696
24	JALNA	24042	13817	13836	19	10206	26	10206
25	SANGLI	22022	14938	14957	19	7065	11	7065
26	WASHIM	20394	10707	10726	19	9668	21	9668
27	AKOLA	48778	36161	36178	17	12600	24	12600
28	LATUR	20562	11194	11206	12	9356	21	9356
29	RAIGAD	9831	8610	8621	11	1210	4	1210
30	SINDHUDURG	5142	4190	4201	11	941	4	941
31	KOLHAPUR	17739	13150	13156	6	4583	8	4583
32	PUNE	20533	13933	13937	4	6596	10	6596
33	OSMANABAD	14367	6846	6849	3	7518	16	7518
34	THANE	9598	6956	6959	3	2639	4	2639
Total		1412238	1013255	1015402	2147	396836	1017	396836

राज्यपुरस्कृत आवास योजना ग्रामीण - मंजूरी

Sr. No.	Division	Target	29.03.2023	30.03.2023	Daily Achievement	Remaining
1	NASHIK DIV.	141360	108962	109108	146	32252
2	AURANGABAD DIV.	199331	162616	162734	118	36597
3	NAGPUR DIV.	118393	88159	88193	34	30200
4	PUNE DIV.	65334	62925	62955	30	2379
5	KONKAN DIV.	34729	30227	30253	26	4476
6	AMRAVATI DIV.	109702	93178	93197	24	16505
	Total	668849	546067	546440	378	122409

State Scheme Remaining Sanction

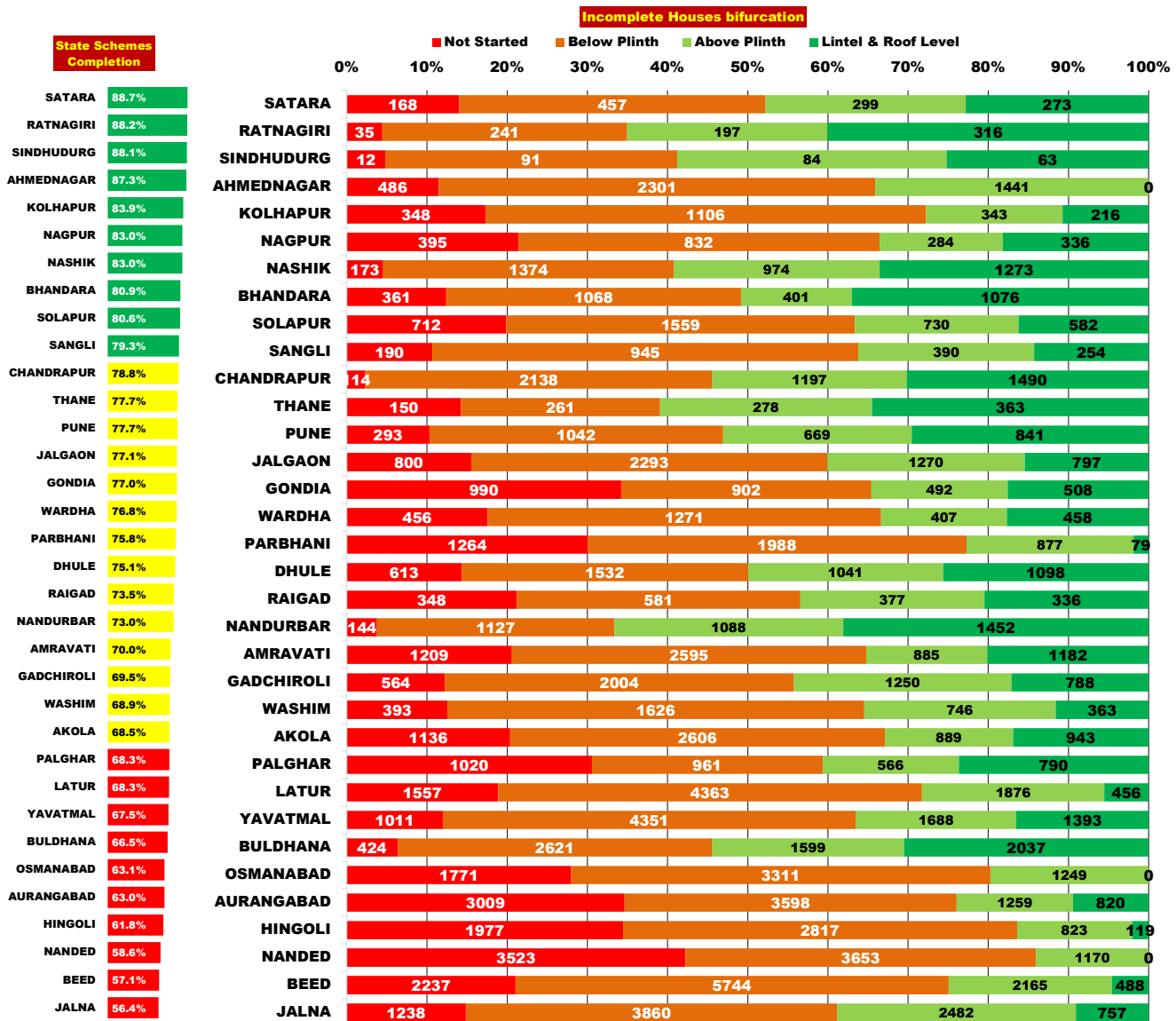


राज्यपुरस्कृत आवास योजना ग्रामीण - मंजूरी

Sr. No.	District	Target	29.03.2023	30.03.2023	Daily_Achievement	Remaining
1	DHULE	21790	17097	17193	96	4597
2	HINGOLI	27298	14943	15016	73	12282
3	JALGAON	25659	22478	22528	50	3131
4	LATUR	27171	25982	26020	38	1151
5	GADCHIROLI	16834	15092	15123	31	1711
6	SOLAPUR	18718	18406	18431	25	287
7	THANE	6264	4710	4728	18	1536
8	YAVATMAL	29681	25969	25982	13	3699
9	BULDHANA	21616	19939	19950	11	1666
10	RAIGAD	7406	6193	6201	8	1205
11	BEED	26878	24760	24767	7	2111
12	SANGLI	8732	8596	8600	4	132
13	GONDIA	14246	12572	12575	3	1671
14	PUNE	14672	12762	12763	1	1909
15	AHMEDNAGAR	35298	32971	32971	0	2327
16	AKOLA	23681	17677	17677	0	6004
17	AURANGABAD	26141	23446	23446	0	2695
18	BHANDARA	17590	15186	15186	0	2404
19	CHANDRAPUR	40285	23275	23275	0	17010
20	JALNA	20446	19136	19136	0	1310
21	KOLHAPUR	12565	12528	12528	0	37
22	NAGPUR	16291	10864	10864	0	5427
23	NANDED	26760	20051	20051	0	6709
24	NANDURBAR	26578	14135	14135	0	12443
25	NASHIK	32035	22281	22281	0	9754
26	OSMANABAD	24853	16919	16919	0	7934
27	PALGHAR	11792	10541	10541	0	1251
28	PARBHANI	19784	17379	17379	0	2405
29	RATNAGIRI	7126	6677	6677	0	449
30	SATARA	10647	10633	10633	0	14
31	SINDHUDURG	2141	2106	2106	0	35
32	WARDHA	13147	11170	11170	0	1977
33	WASHIM	11500	10045	10045	0	1455
34	AMRAVATI	23224	19548	19543	-5	3681
Total		668849	546067	546440	378	122409

राज्यपुरस्कृत आवास योजना ग्रामीण - पूर्ण घरकूले

Sr. No.	Division	Sanction	29.03.2023	30.03.2023	Daily Achievement	Remaining	Avg. Completed Per Day From 20.11.22 to Today	To be Completed in Per Day till 31.03.23
1	AURANGABAD DIV.	162734	102150	102342	192	60392	94	60392
2	AMRAVATI DIV.	93197	63361	63500	139	29697	56	29697
3	NASHIK DIV.	109108	87744	87879	135	21229	76	21229
4	NAGPUR DIV.	88193	68276	68411	135	19782	45	19782
5	KONKAN DIV.	30253	23125	23183	58	7070	14	7070
6	PUNE DIV.	62955	51497	51538	41	11417	27	11417
Total		546440	396153	396853	700	149587	312	149587



राज्यपुरस्कृत आवास योजना ग्रामीण - पूर्ण घरकूले

Sr. No.	District	Sanction	29.03.2023	30.03.2023	Daily Achievement	Remaining	Avg. Completed Per Day From 20.11.22 to Today	To be Completed in Per Day till 31.03.23
1	AHMEDNAGAR	32971	28723	28791	68	4180	32	4180
2	BULDHANA	19950	13205	13269	64	6681	17	6681
3	AURANGABAD	23446	14707	14760	53	8686	9	8686
4	GONDIA	12575	9642	9683	41	2892	8	2892
5	LATUR	26020	17731	17768	37	8252	12	8252
6	HINGOLI	15016	9250	9280	30	5736	7	5736
7	YAVATMAL	25982	17510	17539	29	8443	13	8443
8	JALNA	19136	10771	10799	28	8337	28	8337
9	NASHIK	22281	18460	18487	27	3794	14	3794
10	WARDHA	11170	8551	8578	27	2592	7	2592
11	AMRAVATI	19543	13646	13672	26	5871	9	5871
12	GADCHIROLI	15123	10491	10517	26	4606	9	4606
13	CHANDRAPUR	23275	18311	18336	25	4939	13	4939
14	BEED	24767	14111	14133	22	10634	14	10634
15	PALGHAR	10541	7184	7204	20	3337	6	3337
16	SATARA	10633	9419	9436	17	1197	6	1197
17	RATNAGIRI	6677	5872	5888	16	789	2	789
18	DHULE	17193	12894	12909	15	4284	11	4284
19	NANDURBAR	14135	10310	10324	14	3811	7	3811
20	RAIGAD	6201	4545	4559	14	1642	3	1642
21	PARBHANI	17379	13158	13171	13	4208	4	4208
22	JALGAON	22528	17357	17368	11	5160	12	5160
23	SOLAPUR	18431	14837	14848	11	3583	8	3583
24	AKOLA	17677	12093	12103	10	5574	9	5574
25	WASHIM	10045	6907	6917	10	3128	7	3128
26	BHANDARA	15186	12271	12280	9	2906	4	2906
27	NAGPUR	10864	9010	9017	7	1847	4	1847
28	OSMANABAD	16919	10668	10675	7	6244	11	6244
29	SINDHUDURG	2106	1849	1856	7	250	1	250
30	KOLHAPUR	12528	10510	10515	5	2013	3	2013
31	PUNE	12763	9913	9918	5	2845	6	2845
32	SANGLI	8600	6818	6821	3	1779	4	1779
33	NANDED	20051	11754	11756	2	8295	9	8295
34	THANE	4728	3675	3676	1	1052	2	1052
	Total	546440	396153	396853	700	149587	312	149587

प्रधानमंत्री आवास योजना ग्रामीण - हप्ते वितरण

Sr. No.	Division	1st Installment (Daily Achivement)	1st Installment Remaining	2nd Installment (Daily Achivement)	2nd Installment Remaining	3rd Installment (Daily Achivement)	3rd Installment Remaining
1	AMRAVATI DIV.	450	34589	768	37993	498	14107
2	AURANGABAD DIV.	481	23143	633	63087	519	18674
3	NASHIK DIV.	319	12492	499	44460	574	23460
4	NAGPUR DIV.	133	12366	476	27533	680	13019
5	PUNE DIV.	214	12163	291	18784	245	6488
6	KONKAN DIV.	20	691	95	4941	177	4792
	Total	1617	95444	2762	196798	2693	80540

PMAY-G 1st Ins Pending

SINDHUDURG	8
RAIGAD	36
THANE	120
RATNAGIRI	123
PALGHAR	404
GADCHIROLI	443
KOLHAPUR	647
SANGLI	998
SATARA	1017
DHULE	1348
NASHIK	1408
PARBHANI	1494
NANDURBAR	1652
WARDHA	1740
GONDIA	1849
HINGOLI	2186
JALNA	2226
NAGPUR	2257
PUNE	2352
CHANDRAPUR	2648
LATUR	2695
AURANGABAD	3101
AHMEDNAGAR	3253
OSMANABAD	3428
BHANDARA	3429
WASHIM	3476
NANDED	3962
BEED	4051
AKOLA	4695
YAVATMAL	4704
JALGAON	4831
SOLAPUR	7149
BULDHANA	9118
AMRAVATI	12596

PMAY-G 2nd Ins Pending

SINDHUDURG	435
RAIGAD	610
RATNAGIRI	648
THANE	898
SATARA	1766
WARDHA	1807
PALGHAR	2350
PUNE	2594
KOLHAPUR	3128
GADCHIROLI	3366
HINGOLI	3768
NAGPUR	3792
OSMANABAD	3866
AHMEDNAGAR	4398
SANGLI	4548
WASHIM	4582
LATUR	5249
AKOLA	5421
CHANDRAPUR	5835
GONDIA	5988
JALNA	6089
AURANGABAD	6489
BHANDARA	6745
SOLAPUR	6748
BULDHANA	6936
NASHIK	7123
PARBHANI	7383
DHULE	7601
BEED	9231
AMRAVATI	9686
YAVATMAL	11368
NANDURBAR	11699
JALGAON	13639
NANDED	21012

PMAY-G 3rd Ins Pending

SINDHUDURG	381
RAIGAD	439
RATNAGIRI	590
WARDHA	677
THANE	757
KOLHAPUR	857
NAGPUR	949
OSMANABAD	960
SATARA	989
PUNE	999
HINGOLI	1175
SANGLI	1402
LATUR	1562
WASHIM	1779
AKOLA	1822
PARBHANI	1998
JALNA	2071
SOLAPUR	2241
BHANDARA	2505
GADCHIROLI	2529
AURANGABAD	2537
BULDHANA	2540
PALGHAR	2625
CHANDRAPUR	2907
AMRAVATI	3019
BEED	3118
GONDIA	3452
DHULE	3787
AHMEDNAGAR	3929
NASHIK	4040
JALGAON	4081
YAVATMAL	4947
NANDED	5253
NANDURBAR	7623

प्रधानमंत्री आवास योजना ग्रामीण - हप्ते वितरण

Sr. No.	District	1st Installment (Daily Achivement)	1st Installment Remaining	2nd Installment (Daily Achivement)	2nd Installment Remaining	3rd Installment (Daily Achivement)	3rd Installment Remaining
1	NANDED	229	3962	175	21012	165	5253
2	AMRAVATI	132	12596	208	9686	170	3019
3	NANDURBAR	170	1652	179	11699	149	7623
4	AKOLA	189	4695	172	5421	128	1822
5	GONDIA	43	1849	189	5988	234	3452
6	PARBHANI	88	1494	191	7383	154	1998
7	JALGAON	70	4831	133	13639	187	4081
8	CHANDRAPUR	26	2648	133	5835	205	2907
9	YAVATMAL	33	4704	187	11368	142	4947
10	AHMEDNAGAR	24	3253	111	4398	176	3929
11	GADCHIROLI	15	443	67	3366	176	2529
12	SOLAPUR	87	7149	97	6748	66	2241
13	SATARA	63	1017	64	1766	96	989
14	JALNA	52	2226	88	6089	74	2071
15	BULDHANA	47	9118	97	6936	51	2540
16	PALGHAR	19	404	58	2350	118	2625
17	AURANGABAD	27	3101	91	6489	58	2537
18	WASHIM	49	3476	104	4582	7	1779
19	KOLHAPUR	35	647	78	3128	40	857
20	NASHIK	50	1408	58	7123	23	4040
21	LATUR	16	2695	52	5249	33	1562
22	BHANDARA	12	3429	45	6745	32	2505
23	PUNE	27	2352	29	2594	33	999
24	BEED	45	4051	6	9231	13	3118
25	DHULE	5	1348	18	7601	39	3787
26	NAGPUR	17	2257	24	3792	18	949
27	HINGOLI	10	2186	30	3768	18	1175
28	WARDHA	20	1740	18	1807	15	677
29	RATNAGIRI	-12	123	12	648	39	590
30	SANGLI	2	998	23	4548	10	1402
31	SINDHUDURG	1	8	13	435	12	381
32	OSMANABAD	14	3428	0	3866	4	960
33	THANE	0	120	7	898	6	757
34	RAIGAD	0	36	5	610	2	439
	Total	1617	95444	2762	196798	2693	80540

राज्यपुरस्कृत आवास योजना ग्रामीण - हप्ते वितरण

Sr. No.	Division	1st Installment (Daily Achivement)	1st Installment Remaining	2nd Installment (Daily Achivement)	2nd Installment Remaining	3rd Installment (Daily Achivement)	3rd Installment Remaining
1	AURANGABAD DIV.	205	16576	191	29334	174	11901
2	AMRAVATI DIV.	60	4173	79	13799	108	5807
3	NAGPUR DIV.	19	2880	77	8215	86	4031
4	NASHIK DIV.	19	2216	54	8627	84	5814
5	PUNE DIV.	15	1711	39	5109	43	2431
6	KONKAN DIV.	3	1565	18	2135	53	1502
Total		321	29121	458	67219	548	31486

State Schemes 1st Ins Pending

SINDHUDURG	12
RATNAGIRI	35
CHANDRAPUR	114
NANDURBAR	144
THANE	150
SATARA	168
NASHIK	173
SANGLI	190
PUNE	293
RAIGAD	348
KOLHAPUR	348
BHANDARA	361
WASHIM	393
NAGPUR	395
BULDHANA	424
WARDHA	456
AHMEDNAGAR	486
GADCHIROLI	564
DHULE	613
SOLAPUR	712
JALGAON	800
GONDIA	990
YAVATMAL	1011
PALGHAR	1020
AKOLA	1136
AMRAVATI	1209
JALNA	1238
PARBHANI	1264
LATUR	1557
OSMANABAD	1771
HINGOLI	1977
BEED	2237
AURANGABAD	3009
NANDED	3523

State Schemes 2nd Ins Pending

SINDHUDURG	91
RATNAGIRI	241
THANE	261
SATARA	457
RAIGAD	581
NAGPUR	832
GONDIA	902
SANGLI	945
PALGHAR	961
PUNE	1042
BHANDARA	1068
KOLHAPUR	1106
NANDURBAR	1127
WARDHA	1271
NASHIK	1374
DHULE	1532
SOLAPUR	1559
WASHIM	1626
PARBHANI	1988
GADCHIROLI	2004
CHANDRAPUR	2138
JALGAON	2293
AHMEDNAGAR	2301
AMRAVATI	2595
AKOLA	2606
BULDHANA	2621
HINGOLI	2817
OSMANABAD	3311
AURANGABAD	3598
NANDED	3653
JALNA	3860
YAVATMAL	4351
LATUR	4363
BEED	5744

State Schemes 3rd Ins Pending

SINDHUDURG	84
RATNAGIRI	197
THANE	278
NAGPUR	284
SATARA	299
KOLHAPUR	343
RAIGAD	377
SANGLI	390
BHANDARA	401
WARDHA	407
GONDIA	492
PALGHAR	566
PUNE	669
SOLAPUR	730
WASHIM	746
HINGOLI	823
PARBHANI	877
AMRAVATI	885
AKOLA	889
NASHIK	974
DHULE	1041
NANDURBAR	1088
NANDED	1170
CHANDRAPUR	1197
OSMANABAD	1249
GADCHIROLI	1250
AURANGABAD	1259
JALGAON	1270
AHMEDNAGAR	1441
BULDHANA	1599
YAVATMAL	1688
LATUR	1876
BEED	2165
JALNA	2482

राज्यपुरस्कृत आवास योजना ग्रामीण -हप्ते वितरण

Sr. No.	District	1st Installment (Daily Achivement)	1st Installment Remaining	2nd Installment (Daily Achivement)	2nd Installment Remaining	3rd Installment (Daily Achivement)	3rd Installment Remaining
1	JALNA	16	1238	49	3860	48	2482
2	LATUR	23	1557	54	4363	30	1876
3	BEED	32	2237	22	5744	41	2165
4	HINGOLI	59	1977	12	2817	13	823
5	AURANGABAD	13	3009	38	3598	27	1259
6	AKOLA	30	1136	11	2606	25	889
7	AHMEDNAGAR	2	486	25	2301	37	1441
8	PARBHANI	37	1264	12	1988	7	877
9	JALGAON	11	800	12	2293	32	1270
10	YAVATMAL	11	1011	29	4351	14	1688
11	BULDHANA	0	424	14	2621	36	1599
12	GONDIA	9	990	20	902	20	492
13	CHANDRAPUR	0	114	24	2138	21	1197
14	WASHIM	3	393	13	1626	24	746
15	GADCHIROLI	5	564	13	2004	20	1250
16	AMRAVATI	16	1209	12	2595	9	885
17	SATARA	2	168	11	457	14	299
18	SOLAPUR	4	712	13	1559	9	730
19	PALGHAR	3	1020	6	961	16	566
20	NANDED	23	3523	0	3653	1	1170
21	WARDHA	0	456	5	1271	17	407
22	THANE	0	150	0	261	20	278
23	NAGPUR	5	395	9	832	4	284
24	PUNE	4	293	7	1042	6	669
25	KOLHAPUR	5	348	6	1106	5	343
26	NASHIK	0	173	9	1374	7	974
27	RATNAGIRI	0	35	9	241	5	197
28	OSMANABAD	2	1771	4	3311	7	1249
29	NANDURBAR	6	144	5	1127	1	1088
30	SANGLI	0	190	2	945	9	390
31	SINDHUDURG	0	12	1	91	10	84
32	BHANDARA	0	361	6	1068	4	401
33	DHULE	0	613	3	1532	7	1041
34	RAIGAD	0	348	2	581	2	377
	Total	321	29121	458	67219	548	31486